

1-292132-5 ✓ ACTIVE




## AMP CT

TE Internal #: 1-292132-5

PCB Mount Header, Vertical, Wire-to-Board, 15 Position, 2 mm [.079 in] Centerline, Partially Shrouded, Tin, Through Hole - Solder, AMP CT

[View on TE.com >](#)

Connectors > PCB Connectors > PCB Headers & Receptacles > CT 2mm Post Header Asmbly: Box V DIP



Connector System: **Wire-to-Board**

Number of Positions: **15**

Number of Rows: **1**

Centerline (Pitch): **2 mm [.079 in]**

PCB Mount Orientation: **Vertical**

[All CT 2mm Post Header Asmbly: Box V DIP \(81\)](#)

## Features

### Product Type Features

|                                   |                       |
|-----------------------------------|-----------------------|
| Connector System                  | Wire-to-Board         |
| Header Type                       | Partially Shrouded    |
| Sealable                          | No                    |
| Connector & Contact Terminates To | Printed Circuit Board |
| PCB Connector Assembly Type       | PCB Mount Header      |

### Configuration Features

|                       |          |
|-----------------------|----------|
| Number of Positions   | 15       |
| Number of Rows        | 1        |
| PCB Mount Orientation | Vertical |

### Electrical Characteristics

|                   |         |
|-------------------|---------|
| Operating Voltage | 125 VAC |
|-------------------|---------|

### Body Features



|                       |         |
|-----------------------|---------|
| Primary Product Color | Natural |
|-----------------------|---------|

### Contact Features

|   |                           |
|---|---------------------------|
| Contact Layout  | Inline                    |
| Contact Mating Area Length                              | 4.2 mm[.165 in]           |
| PCB Contact Termination Area Plating Material Thickness | 1 $\mu$ m[39.37 $\mu$ in] |
| Mating Pin Diameter                                     | .6 mm[.024 in]            |
| Contact Shape & Form                                    | Round, Rounded            |
| Contact Mating Area Plating Material Finish             | Bright                    |
| PCB Contact Termination Area Plating Material           | Tin                       |
| Contact Base Material                                   | Brass                     |
| Contact Mating Area Plating Material                    | Tin                       |
| Contact Type  | Pin                       |
| Contact Current Rating (Max)                            | 4 A                       |

### Termination Features

|   |                       |
|---|-----------------------|
| Round Termination Post & Tail Diameter      | .6 mm[.024 in]        |
| Termination Post & Tail Length              | 3.2 mm[.126 in]       |
| Termination Method to Printed Circuit Board | Through Hole - Solder |

### Mechanical Attachment

|                          |                |
|--------------------------|----------------|
| PCB Mount Alignment Type | Kinked Legs    |
| Mating Alignment Type    | Polarization   |
| Mating Retention         | Without        |
| PCB Mount Retention Type | Kinked Legs    |
| Mating Retention Type    | Polarized Lock |
| Connector Mounting Type  | Board Mount    |
| Mating Alignment         | With           |
| PCB Mount Alignment      | Without        |
| PCB Mount Retention      | With           |

### Housing Features

|                    |               |
|--------------------|---------------|
| Housing Material   | 66 Nylon      |
| Centerline (Pitch) | 2 mm[.079 in] |

### Dimensions

|                  |                   |
|------------------|-------------------|
| Connector Length | 31.8 mm[1.252 in] |
|------------------|-------------------|



|                             |                       |
|-----------------------------|-----------------------|
| Connector Height            | 6.8 mm[.267 in]       |
| Connector Width             | 5.8 mm[.228 in]       |
| PCB Thickness (Recommended) | .8 mm[.031 – .063 in] |

### Usage Conditions

|                             |                            |
|-----------------------------|----------------------------|
| Operating Temperature Range | -40 – 105 °C[-40 – 221 °F] |
|-----------------------------|----------------------------|

### Operation/Application

|                          |                      |
|--------------------------|----------------------|
| Assembly Process Feature | Pick and Place Cover |
| Circuit Application      | Power & Signal       |

### Industry Standards

|                        |                       |
|------------------------|-----------------------|
| Agency/Standard        | CSA, UL               |
| Approved Standards     | CSA LR7189, UL E28476 |
| UL Flammability Rating | UL 94V-0              |

### Packaging Features

|                    |          |
|--------------------|----------|
| Packaging Quantity | 200      |
| Packaging Type     | Bag, Box |

### Product Compliance

[For compliance documentation, visit the product page on TE.com>](#)

|   |   |
|---|---|
| EU RoHS Directive 2011/65/EU                  | Compliant   |
| EU ELV Directive 2000/53/EC                   | Compliant   |
| China RoHS 2 Directive MIIT Order No 32, 2016 | No Restricted Materials Above Threshold   |
| EU REACH Regulation (EC) No. 1907/2006        | Current ECHA Candidate List: JUNE 2022 (224)<br>Candidate List Declared Against: JUNE 2022 (224)<br>Does not contain REACH SVHC |
| Halogen Content                               | Low Halogen - Br, Cl, F, I < 900 ppm per homogenous material. Also BFR/CFR/PVC Free   |
| Solder Process Capability                     | Wave solder capable to 265°C  |

#### Product Compliance Disclaimer

This information is provided based on reasonable inquiry of our suppliers and represents our current actual knowledge based on the information they provided. This information is subject to change. The part numbers that TE has identified as EU RoHS compliant have a maximum concentration of 0.1% by weight in homogenous materials for lead, hexavalent chromium, mercury, PBB, PBDE, DBP, BBP, DEHP, DIBP, and 0.01% for cadmium, or qualify for an exemption to these limits as defined in the Annexes of Directive 2011/65/EU (RoHS2). Finished electrical and electronic equipment products will be CE marked as required by Directive 2011/65/EU. Components may not be CE marked. Additionally, the part

numbers that TE has identified as EU ELV compliant have a maximum concentration of 0.1% by weight in homogenous materials for lead, hexavalent chromium, and mercury, and 0.01% for cadmium, or qualify for an exemption to these limits as defined in the Annexes of Directive 2000/53/EC (ELV). Regarding the REACH Regulation, the information TE provides on SVHC in articles for this part number is based on the latest European Chemicals Agency (ECHA) 'Guidance on requirements for substances in articles' posted at this URL: <https://echa.europa.eu/guidance-documents/guidance-on-reach>

## Compatible Parts




TE Part # CAT-AM7017-C7671  
AMP COMMON TERMINATION CONTACTS




TE Part # CAT-AM7017-H8172  
AMP COMMON TERMINATION HOUSINGS


## Also in the Series | AMP CT



PCB Connector Mounting(46)



PCB Headers & Receptacles(756)



Wire-to-Board Connector Assemblies & Housings(256)



Wire-to-Board Connector Contacts(8)

## Documents

### Product Drawings

CT P/HDR BOX V 15P NAT

English

### CAD Files

3D PDF

3D

Customer View Model

[ENG\\_CVM\\_CVM\\_1-292132-5\\_B1.2d\\_dxf.zip](#)

English

Customer View Model

[ENG\\_CVM\\_CVM\\_1-292132-5\\_B1.3d\\_igs.zip](#)

English

Customer View Model

[ENG\\_CVM\\_CVM\\_1-292132-5\\_B1.3d\\_stp.zip](#)

English

By downloading the CAD file I accept and agree to the [Terms and Conditions](#) of use.



### Datasheets & Catalog Pages

[2.0MM\\_AMP\\_CT\\_CONNECTOR\\_SERIES\\_QUICK\\_REF\\_GUIDE](#)

English

---

### Product Specifications

[Product Specification](#)

English

[Product Specification](#)

English

[AMP COMMON TERMINATION \(CT\), CONNECTOR, 2mm PITCH, M/T TYPE, LEAD FREE VERSION](#)

Japanese

[Product Specification](#)

Japanese

---

### Product Environmental Compliance

[MD\\_1-292132-5\\_03102016231\\_dmtec](#)

English

[MD\\_1-292132-5\\_03102016231\\_dmtec](#)

English